

---

MARRYSHOW  
READERS



infant  
1a

---

All of us

---

**MARRYSHOW  
READERS**

**infant  
1a**

---

**All of us**



**EDITORIAL  
PUEBLO Y EDUCACIÓN**

**Co-ordinators of projects:**

Liesbeth de Block  
Merle Hodge

**Collaborators:**

Infant teachers:  
Lucy Alexander  
Lucille Antoine  
Leslyn Baptiste  
Alethea Cayenne  
Veronica Cruickshank  
Ann-Marie Felix  
Rita Jones  
Bernadette Langaigne  
Cheris Reid  
Maria Ross  
Lucille Swann

Resource Panel, National In-Service Teacher  
Education Programme

**Text:** Merle Hodge

**Editor:** Lic. Catalina Lajud

**Illustrators:** Alberto Mirabal  
Alberto Cancio  
Pedro Dopico  
From sketches by  
Frederick Walker.

**Designers.**

Vivian Lechuga  
José Antonio Fernández

The publication of this text has been made possible by collaboration between the **Centre For Popular Education** of the Ministry of Education, Grenada and the publishing house **Pueblo y Educación** of the Ministry of Culture, Cuba.

© Center For Popular Education, Grenada, 1982.

Publishing House Pueblo y Educación  
3A Street No. 4605,  
Havana, Cuba.

## TO THE TEACHER

This first reader contains no English structures that are not normally used by the young Grenadian child, except for the title. This phrase "All of us" should therefore be introduced to the children and its use practiced orally, in a meaningful context, before it is read. In other words, children should not be confronted with an unfamiliar structure in print. They must first hear it, understand clearly what it means and use it in appropriate situations.

English structures that do not occur in our children's everyday speech are introduced gradually in this reading scheme. A few will be introduced and practiced intensively in each reader. But the teacher **must** prepare pupils to meet these structures in reading by introducing them orally **first**, in pattern practice games and situational drills.


The reading scheme therefore also provides a guide or syllabus for the introduction of English structures in the primary school Language Arts curriculum. The following schedule covers the first year of Infant school:

READER	ENGLISH STRUCTURE INTRODUCED	STORY
1a	All of us	(Title)
1b	1. I am + preposition phrase	1
	2. Noun + I + verb of action	
	Noun + is + preposition phrase	2
	It is + preposition phrase	3
	He/she is + preposition phrase	4
	I am + present participle	5
	is + present participle	6
	I am/You are + noun/adjective	7
	You are + preposition phrase/present participle	8
	Noun + noun + are; they are	9
1c	These plurals: child/children, man/men, woman/women, + is/are	10
	Interrogative form of: is, are, can.	1
	1. at + noun: at school, at home, at church, at work, at lunch, etc.	2
	2. We are .../Are we ... ?	
	going to + verb (future action)	3


each other	4
Plural nouns ending in -s, + are	5
More practice with plural nouns ending in -s	6
this, that	7
Possessive singular form of noun	8

The first page of Infant 1a, page 3, is for discussion rather than formal "reading". Children should **not** be expected to "learn" the words on page 3 before they move on into the rest of the book. Let children talk about families, age, count males and females, guess at relationships, etc., practice the English patterns: "My name is...", "I am... years old."

STORY	ENGLISH STRUCTURE INTRODUCED	READER
1	I am + preposition phrase I know + I + verb of action	1a
2	There + it + preposition phrase	1b
3	It is + preposition phrase	1c
4	It is + preposition phrase	1d
5	I am + present participle	1e
6	It is + present participle	1f
7	I am/You are + noun/adjective	1g
8	You are + preposition phrase participle	1h
9	Noun + noun + are; they are	1i
10	These phrase: child/children man/men, woman/women, + plural	1j
11	Interrogative form of: is, are, can.	1k
12	I at + noun; at school; at home; at church; at work; at lunch; etc.	1l
13	I We are... Are we...?	1m
14	going to + verb (future action)	1n



Mama









Mammy

Mammy



and


# Mama and Mammy





Daddy

Daddy





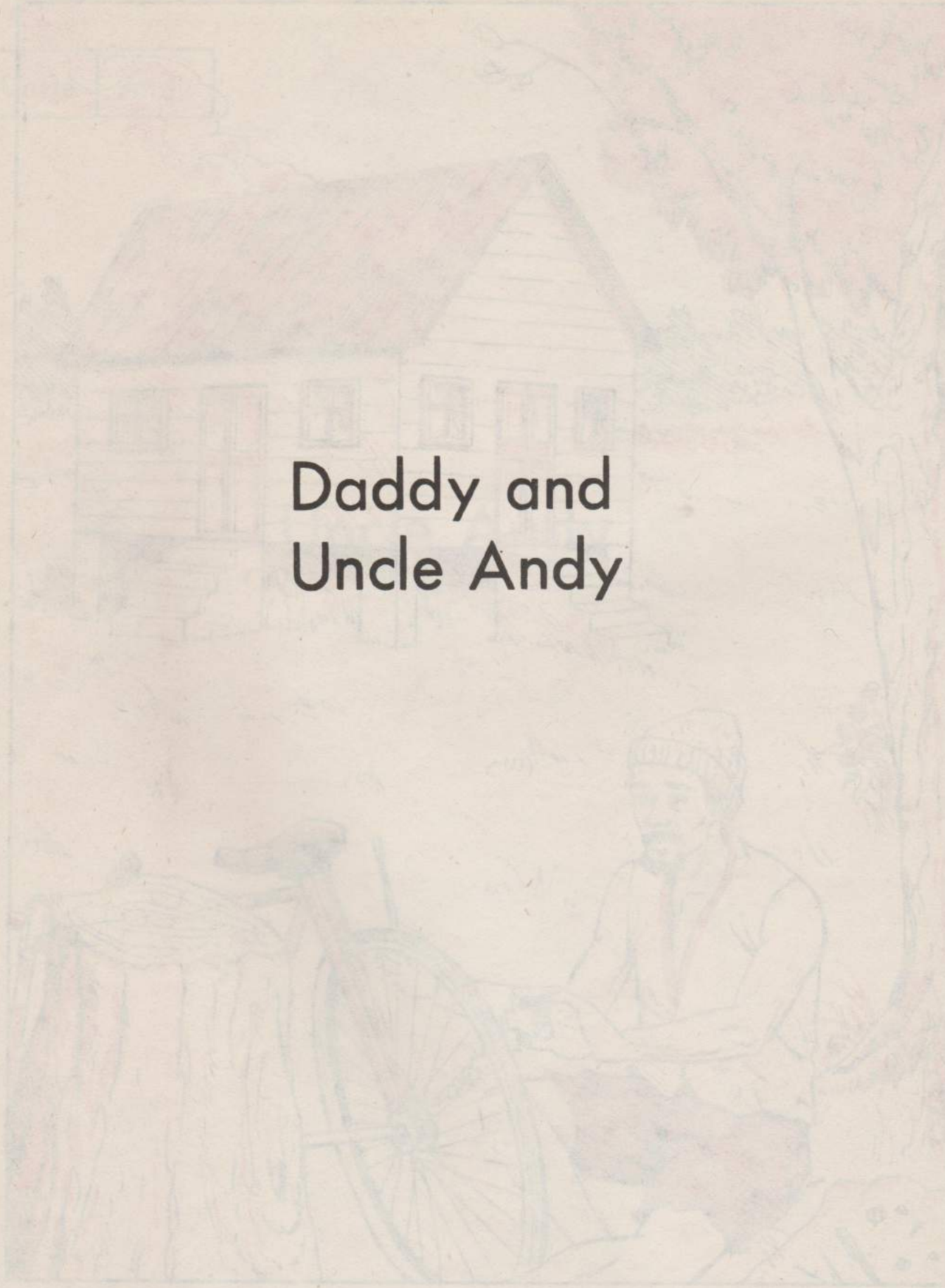
Uncle

Andy

# Uncle Andy





A faint pencil drawing of a house with a gabled roof and several windows. In the foreground, a man wearing a cap and a jacket is sitting on a bicycle, looking towards the left. The drawing is light and serves as a background for the text.


# Daddy and Uncle Andy



Patsy


Errol

# Patsy and Errol





the	baby
-----	------




the baby

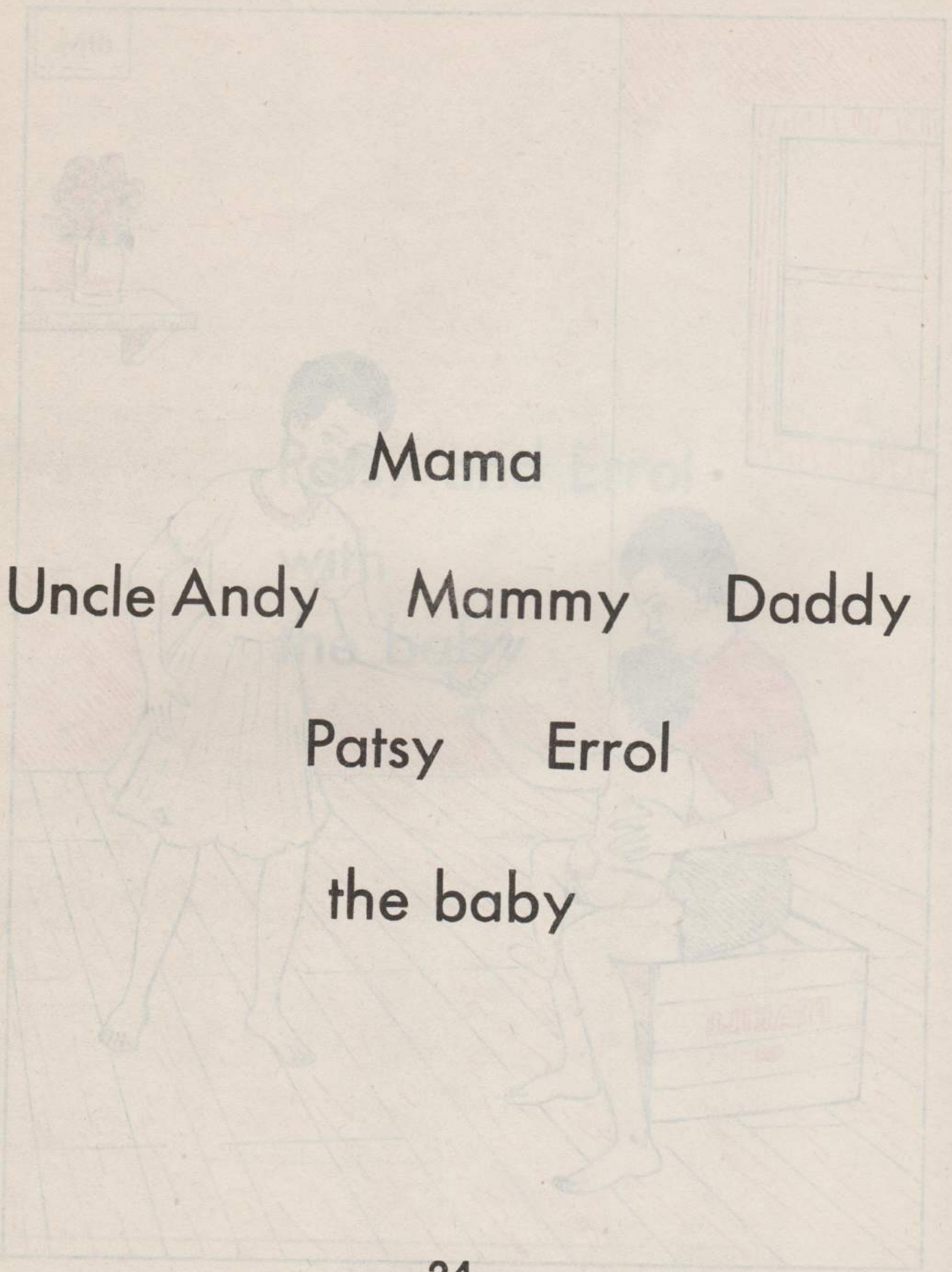


with

Patsy and Errol  
with  
the baby







Mama

Uncle Andy

Mammy

Daddy

Patsy

Errol

the baby



Mama



Uncle Andy



Mammy



Daddy



Patsy



Errol



the baby

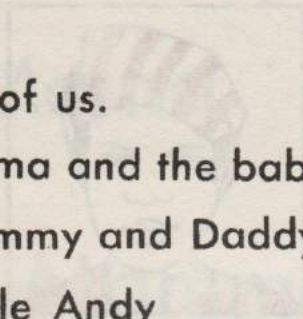
All	of	us
-----	----	----



Mama



Daddy



All of us.  
Mama and the baby.  
Mammy and Daddy  
Uncle Andy  
Patsy and Errol  
All of us.



Uncle Andy



Errol



Patsy



the baby

Look at the




Look

at

on

step



Look at Daddy  
and the baby  
on the step.

Look at Daddy  
on the step  
with the baby.



Come	sit	down
------	-----	------

Come, Patsy,  
come and sit down.  
Come and sit down  
on the step  
with us.








Come, Errol,  
come and sit down  
with us  
on the step.





Call

Call Mammy.

Patsy and Errol call Mammy.

Mammy come.


Come and sit down  
with us.



Let

Let us call Uncle Andy.  
Come, Uncle Andy.  
Come and sit down  
on the step  
with us.





Let us call Mama.

Patsy and Errol call Mama.


Mama, come.

Come and sit down.

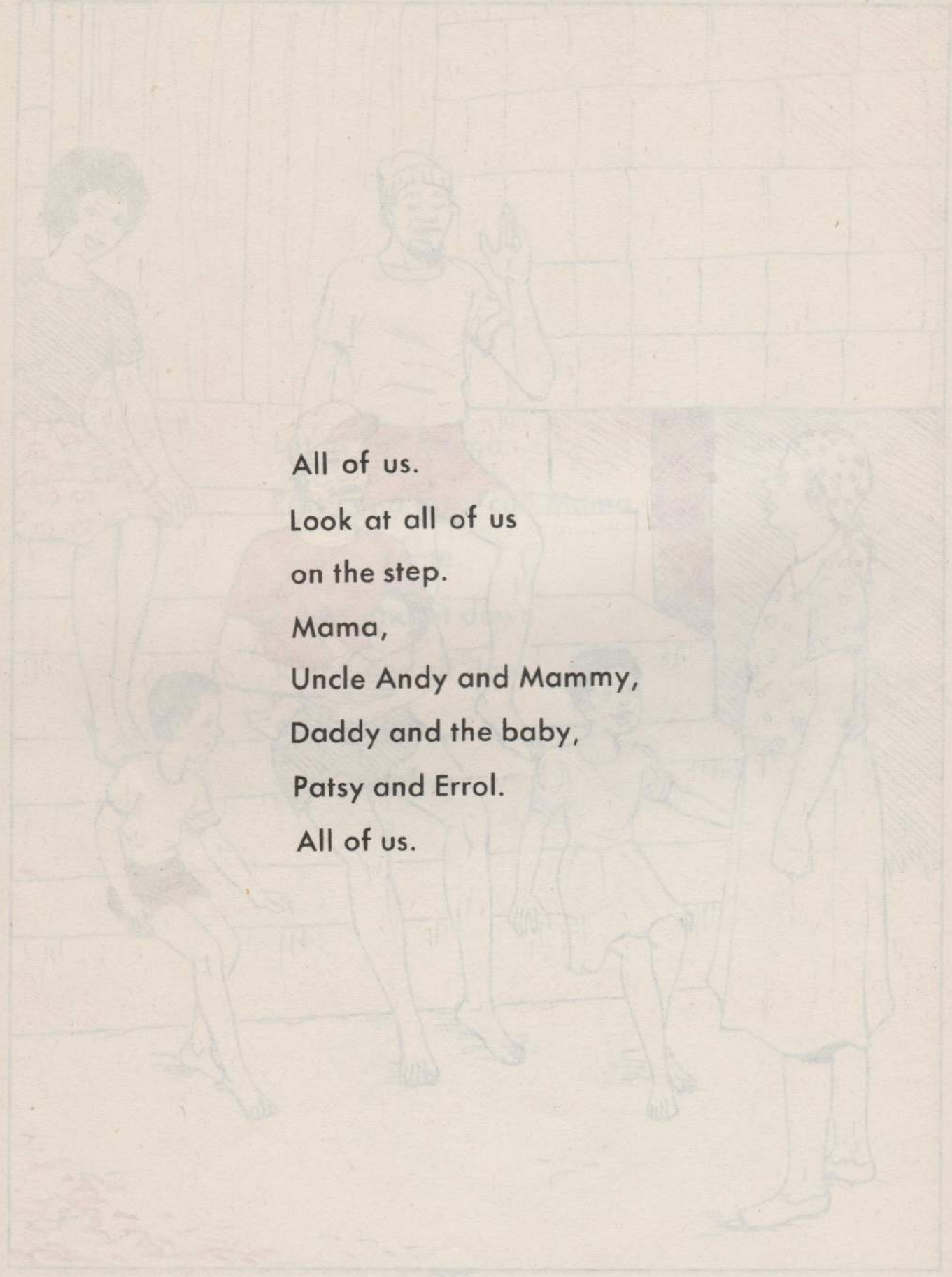
Come and sit down

on the step

with all of us.

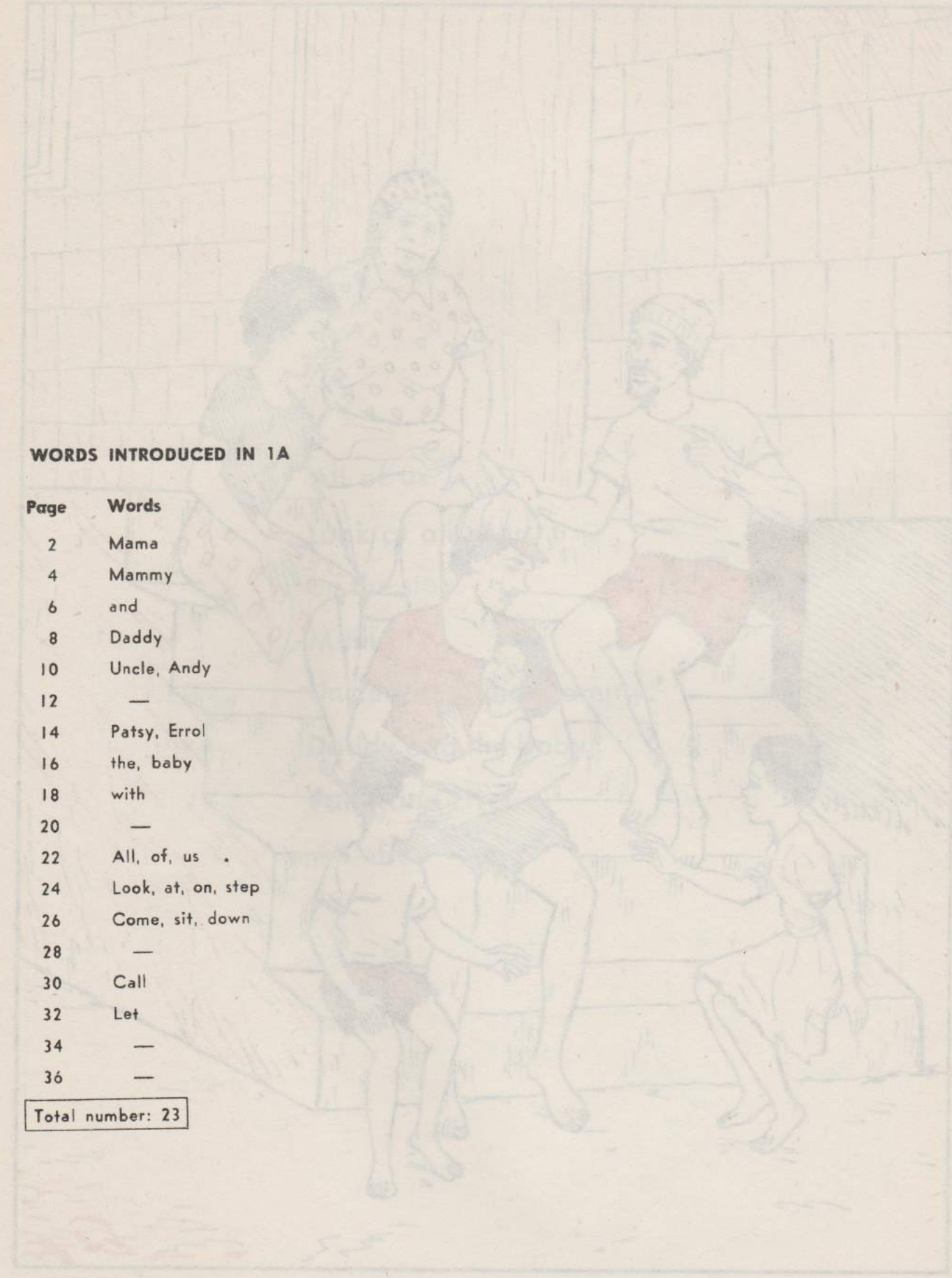






All of us.  
Look at all of us  
on the step.  
Mama,  
Uncle Andy and Mammy,  
Daddy and the baby,  
Patsy and Errol.  
All of us.





**WORDS INTRODUCED IN 1A**

Page	Words
2	Mama
4	Mammy
6	and
8	Daddy
10	Uncle, Andy
12	—
14	Patsy, Errol
16	the, baby
18	with
20	—
22	All, of, us .
24	Look, at, on, step
26	Come, sit, down
28	—
30	Call
32	Let
34	—
36	—

Total number: 23

